

300W LED Grow Light Panel

Model: C-9

LED GROW WORLD
www.ledgrowworld.com
1-800-380-4081



Features

- Meets new UL 8800 Horticultural standard
- Optimized light spectrum for faster plant growth
- Low power consumption
- Rated for use in damp locations
- 105° LED lens to cover large light area
- Optimized airflow design inside the housing
- Cooling fans to keep the heating minimal
- Included mounting eyelets and kit for easy mounting

Applications

- Indoor commercial grow houses
- Commercial greenhouses


Specifications

Power	300W
Cluster Amount	9 (9 COB LEDs, 9 x 6 White SMD 3535 LEDs)
Spectrum	Full Spectrum
Input Voltage	AC 100~250V 50/60Hz
Lens	105°
Housing Material	Aluminum side panel, Front & Real metal panel
Install Location	Indoor Damp location use
Equivalent To	400W MH/HPS
Starting Time	< 1 second
Operating Temp	-20°C ~ 40°C (-4°F ~ 104°F)
Dimensions	421 L x 421 W x 70 H mm (16.5"L x 16.5"W x 2.7"H)
Weight	7.9kg (17.4 lbs)

Design Features



Spectrum Optimized COB LEDs with 105° Lens



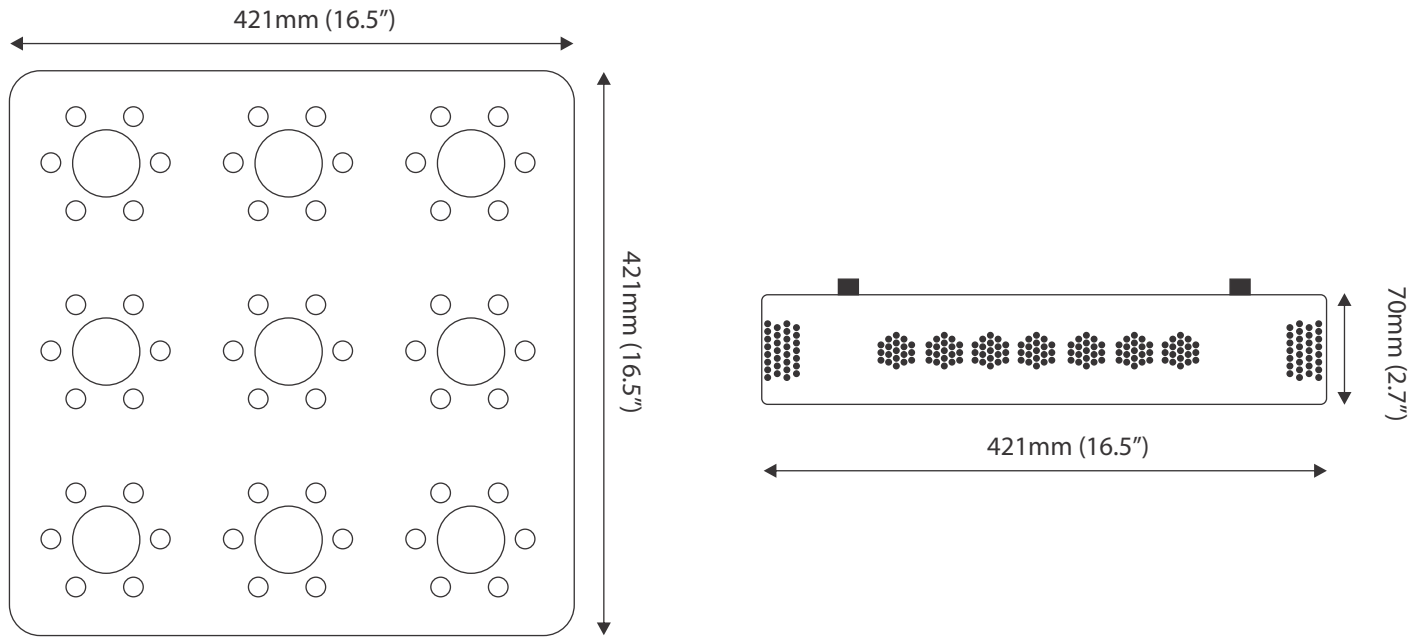
Air Outlets

300W LED Grow Light Panel

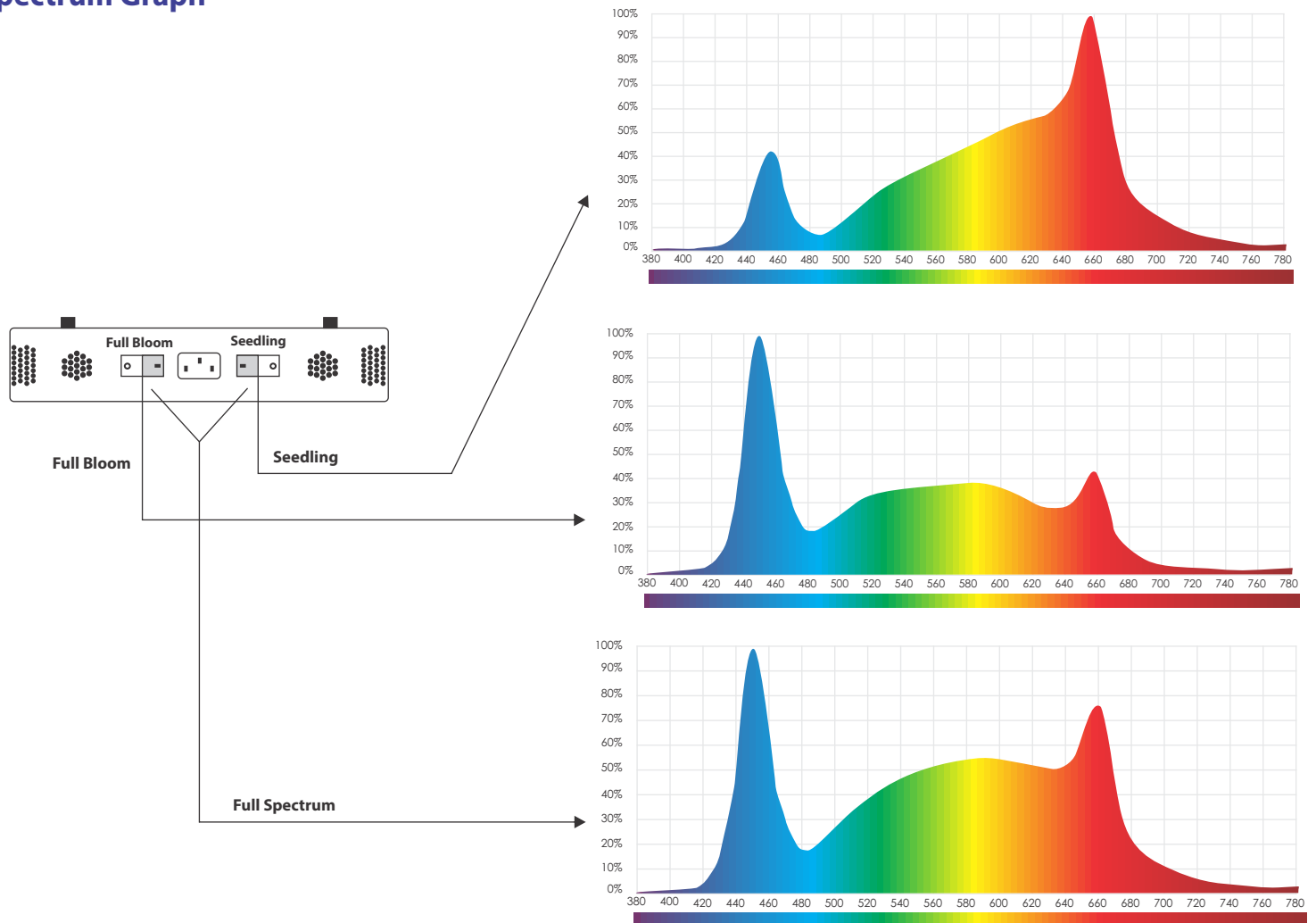
Model: C-9

LED GROW WORLD
www.ledgrowworld.com
1-800-380-4081

Product Dimension



Spectrum Graph



300W LED Grow Light Panel

Model: C-9

LED GROW WORLD
www.ledgrowworld.com
1-800-380-4081

PPFD Distribution

